



MONTHLY PERFORMANCE REPORT

GLOBAL LISTED INFRASTRUCTURE FUND – OCTOBER 2023

EMBRACE
THE POSS/IBLE®

Russell Investments Global Listed Infrastructure

Harnessing the benefits of the infrastructure asset class



Diversification

Tangible, long-lived assets with the potential for steady cash flow streams, which could provide investors with an additional means to diversify their portfolios



Income Generation

Infrastructure investments typically feature steady cash flows derived from tangible, long-life assets with monopoly-like pricing power; many are regulated and may feature income linked directly to inflation.



Long-term return potential

Infrastructure assets offer potential for attractive, stable, long-term returns given that their earnings are often regulated, predictable, and largely resistant to economic downturns



Global, multi-manager approach

The fund is managed by experienced infrastructure sub-advisers, with each taking an active management investment approach with a 'pure-play' bias. Our sub-advisers strive to invest in what they believe to be the best opportunities, no matter where in the world they are located.

Investment objective

To provide a total return, before costs and tax, higher than the S&P Global Listed Infrastructure Index NZD Hedged (Net TR) over the long term. The Fund targets a 20% carbon footprint reduction relative to its market index.

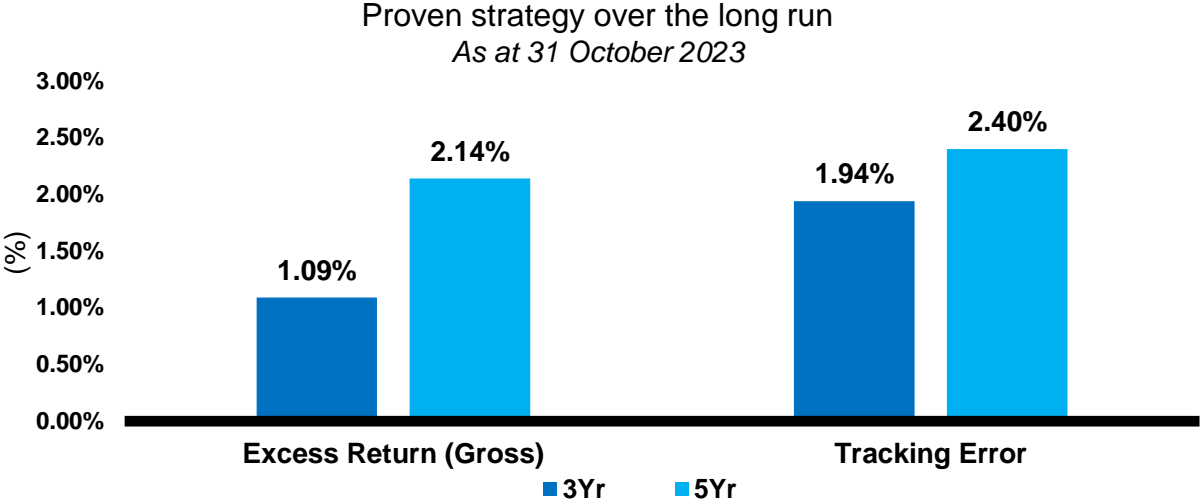
Key facts

Fund structure	Portfolio Investment Entity
Benchmark	S&P Global Infrastructure Index - NZDH
Inception date	16 March 2022
Fund size	\$110.2M
Portfolio Manager	Patrick Nikodem
Target alpha (gross)	2% p.a. over a rolling market cycle
Target tracking error	4% p.a.
Est. Total Annual Fund Charge (incl. GST)	1.05%
Buy / Sell Spreads	0.20% / 0.15%

Source: Russell Investments. Estimated Total Annual Fund Charges as at 31 March 2023, All other data as at 31 October 2023, and denominated in NZD unless otherwise stated.

Russell Investments Global Listed Infrastructure

Harnessing the benefits of the infrastructure asset class



Proven team, delivering results



Adrianna Giesey
Portfolio Manager,
Alternative Investments, &
Back-up PM for Global
Listed Infrastructure
Location: California, U.S.



Danielle Rodriguez
Portfolio Analyst,
Listed Real Assets
Location: Seattle, U.S.

Meet the Manager



Patrick Nikodem
Location: Chicago, U.S.

Patrick is a portfolio manager on the alternatives team at Russell Investments. Patrick is responsible for managing Russell Investments listed real estate strategies, including funds for institutional and private investors in the U.S. and Canada. Patrick was previously an associate portfolio manager, assisting with fund construction, risk analysis and client communication for Russell Investments suite of listed real assets products.





Portfolio Manager, Alternative Investments, Investment Division

B.S., Finance, Wharton; B.A., International Studies and German, University of Pennsylvania

Source: Russell Investments. Excess Return and Tracking Error refers to AUT version of strategy, the Russell Investments Global Listed Infrastructure Fund – Hedged, and denominated in AUD, as at 31 October 2023. AUT version was launched on 28 Sep 2009.

Russell Investments Global Listed Infrastructure

Manager line up

MANAGER	TARGET WEIGHT	# OF HOLDINGS	ROLE IN FUND
	38%	30 - 70	<ul style="list-style-type: none"> ▪ Pure-play infrastructure manager with a slight GARP (growth at a reasonable price) approach ▪ Fundamentally-based approach with an extensive qualitative risk evaluation component ▪ Ex-benchmark exposure, including communications and rail
	37%	100 - 155	<ul style="list-style-type: none"> ▪ Active trader with higher historical turnover and tracking error ▪ Focus on firms that build or own and operate tangible assets that offer steady, predictable cash flows with limited ongoing capital expenditures. ▪ Bottom-up stock selection; relative-value philosophy ▪ Also invests in areas such as public transportation, renewable energy, and environmental services that are not included in the benchmark.
	15%	50 - 85	<ul style="list-style-type: none"> ▪ Unique style among line-up; formal top-down subsector allocation component ▪ Strategy covers utilities and non-utilities sectors such as toll roads, airports, seaports, rail, and communications in each of the major global regions. ▪ Objective is to provide income generation, total return, low volatility and low correlations to broader equities.
	10%	Variable	<ul style="list-style-type: none"> ▪ Utilised to manage the Fund's top-down sector exposures relative to the benchmark ▪ Strategy used to target desired total portfolio positioning and can be adjusted as needed by the Portfolio Manager

Source: Russell Investments, as at 31 October 2023. Any reference to specific money managers should not be taken as a recommendation. Money managers are subject to change. Indexes are unmanaged and cannot be invested in directly. For illustrative purposes only.

Portfolio Summary

Period ending 31 October 2023

Trailing performance

Global Listed Infrastructure Fund	1 month	3 months	Year-to-date	1 year	3 years	5 years	10 years	Since incep.
Global Listed Infrastructure Fund (gross)	-2.00%	-9.56%	-3.88%	-1.96%	-	-	-	-1.91%
Global Listed Infrastructure Fund Fund (net)	-2.09%	-9.80%	-4.72%	-2.98%	-	-	-	-2.93%
S&P Global Listed Infrastructure (NR) NZD-H	-2.48%	-9.77%	-5.52%	-3.35%	-	-	-	-3.20%
<i>Difference (gross)</i>	0.49%	0.20%	1.64%	1.40%	-	-	-	1.29%

Trailing performance (AUD) - AUT version of the fund

Global Listed Infrastructure Fund – Hedged	1 month	3 months	Year-to-date	1 year	3 years	5 years	10 years	Since incep.
Global Listed Infrastructure Fund (gross)	-1.96%	-9.68%	-4.87%	-3.25%	7.53%	5.36%	7.39%	10.00%
S&P Global Listed Infrastructure (NR) AUD-H	-2.57%	-10.10%	-6.59%	-4.46%	6.44%	3.21%	5.30%	7.12%
<i>Difference (gross)</i>	0.61%	0.42%	1.72%	1.21%	1.09%	2.15%	2.09%	2.88%

Source: Russell Investments, S&P as of 31 October 2023. Net of fees assume highest possible fee and includes estimated in-fund-costs. NZ PIE fund performance reflects BNP unit pricing methodology using the latest asset price information available. Global assets are valued using asset prices as at previous day and domestic assets as at last day of the month. The benchmark return shown is net of certain withholding tax on dividends, does not include any fees and is not intended to be an indicator of the return to an investor. Performance data is provided for informational purposes only and it is not intended to imply a recommendation about a product or form the basis for making an investment decision. Past performance is not a reliable indicator of future performance.

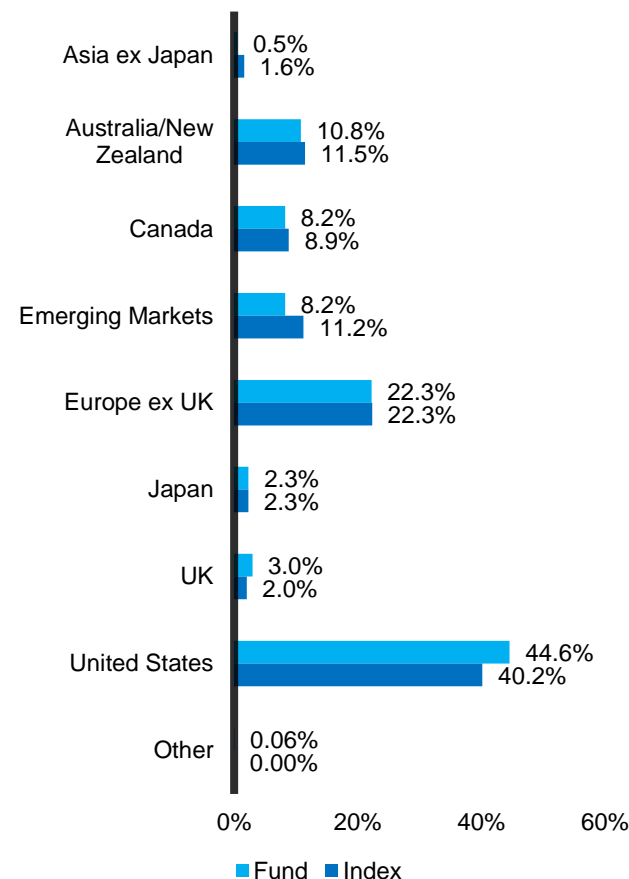
Russell Investments Global Listed Infrastructure

Portfolio Summary to 31 October 2023

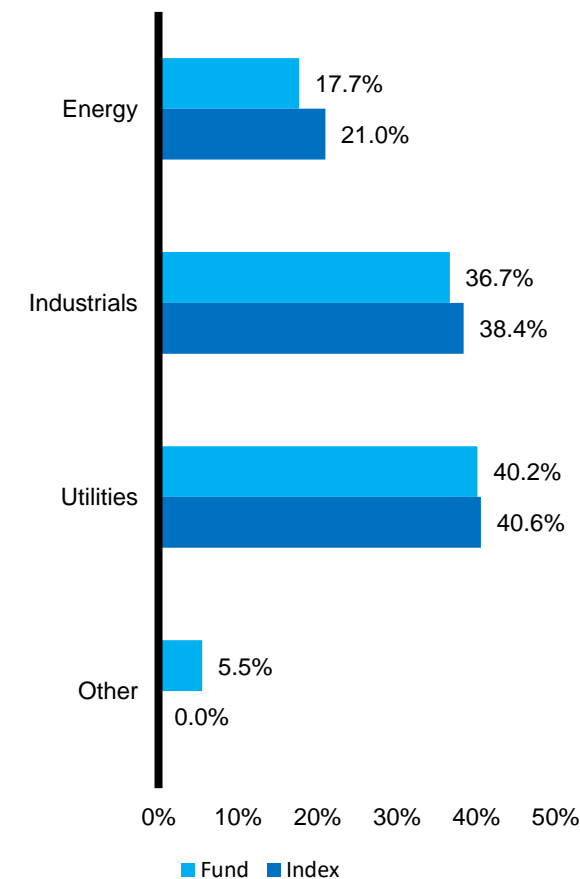
Holding	Sector	Fund	Index
Nextera Energy Inc	Utilities	4.75%	4.71%
Transurban Group	Industrials	4.57%	4.77%
Aena Sme Sa	Industrials	4.46%	5.11%
Cheniere Energy Inc	Energy	4.11%	2.73%
Getlink Se	Industrials	2.96%	2.72%
Southern Co/The	Utilities	2.88%	3.41%
Targa Resources Corp	Energy	2.45%	1.28%
Enbridge Inc	Energy	2.38%	4.61%
Xcel Energy Inc	Utilities	2.28%	1.52%
Grupo Aeroport Del	Industrials	2.17%	0.00%

Portfolio characteristics	Fund	Index
Number of holdings	122	75
Dividend Yield (%)	4.07%	4.00%
Fund distribution yield (%)	2.64%	--
Price-to-book ratio (x)	2.92	1.78
Price-to-earnings ratio (x)	20.73	20.86

Regional Breakdown



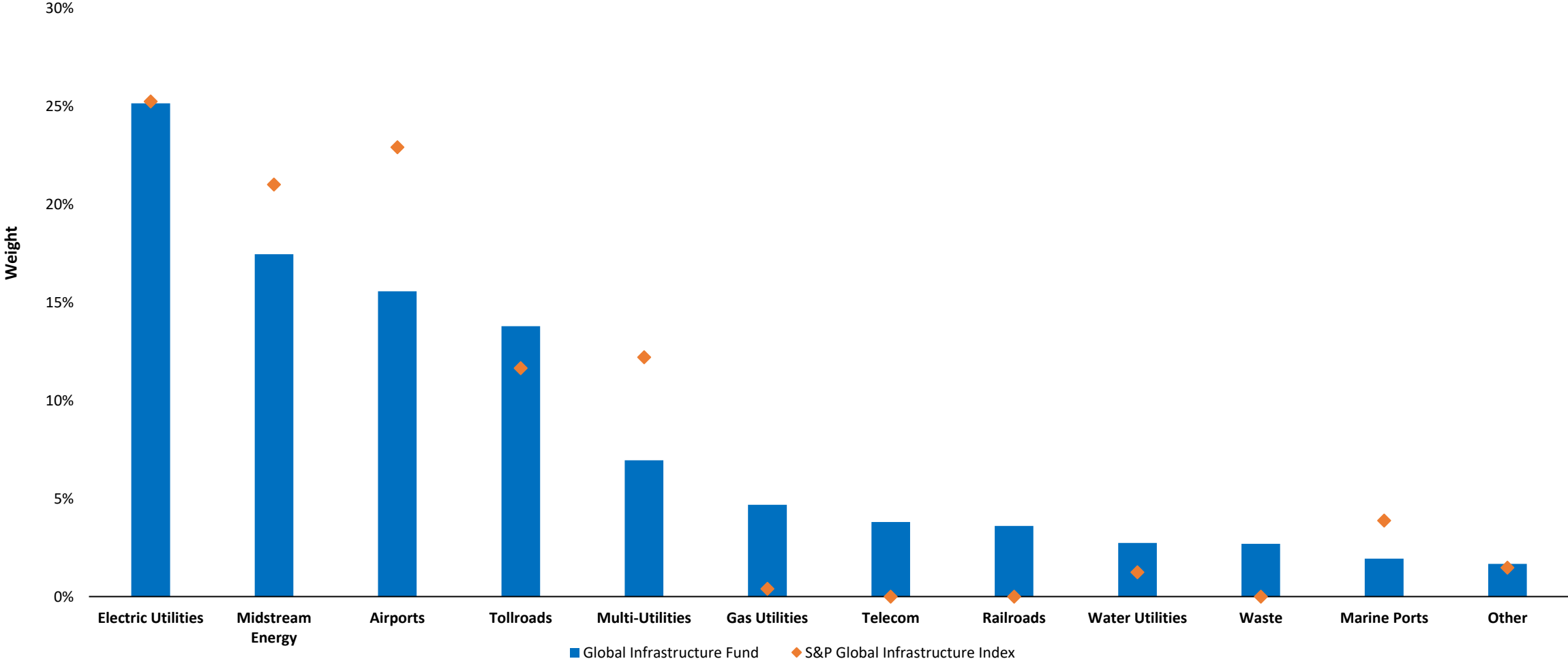
Sector Breakdown



Source: Russell Investments. S&P Dow Jones Indices. As of 31 October 2023. Benchmark index is S&P Global Infrastructure (NR) - NZDH.

Russell Investments Global Listed Infrastructure

Top-down sector positioning – Deeper dive

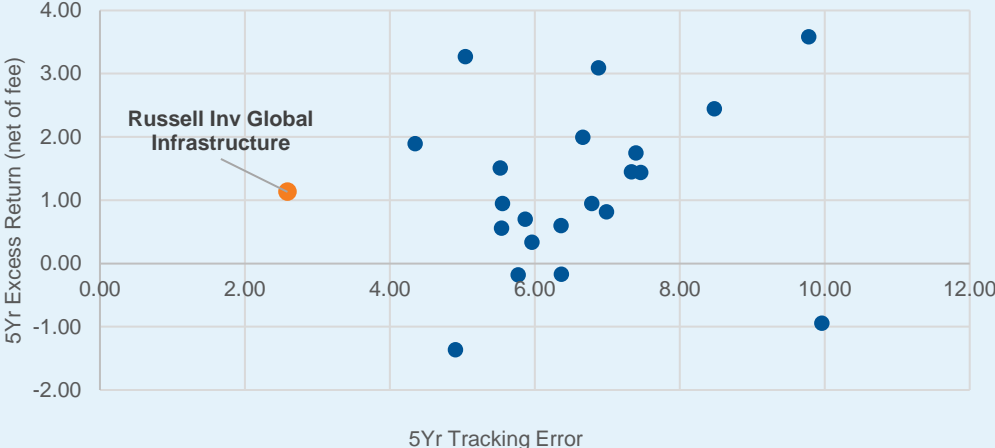


Source: Russell Investments. Sector weight refers to the average weight over three months to 31 October 2023.

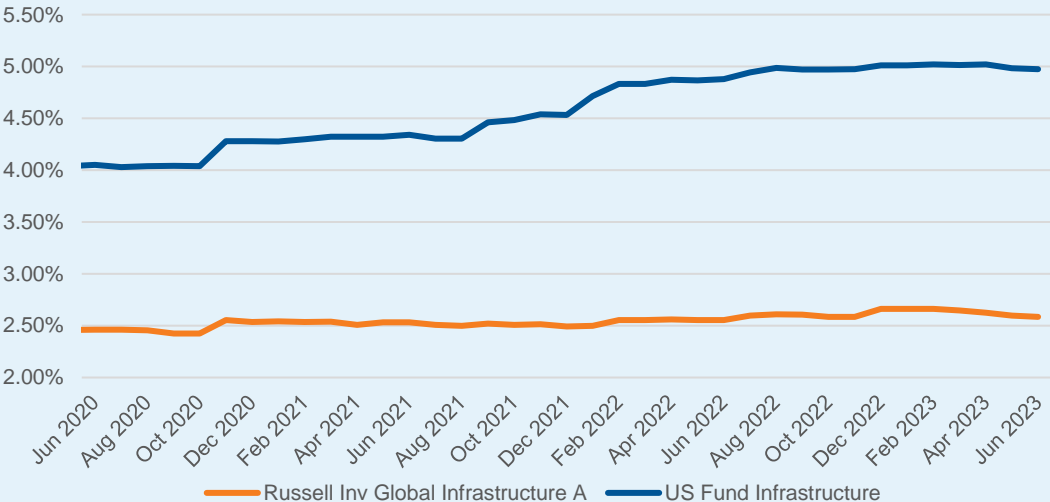
Russell Investments Global Listed Infrastructure

Multi-manager expected to deliver less volatile and repeatable outperformance vs single manager

Russell Investments multi-manager vs category
5Yr excess return vs tracking error as at 30 June 2023



Russell Investments multi-manager vs category
5Yr rolling tracking error to 30 June 2023



5Yr Risk Stats	Excess Return	Tracking Error	Information ratio	Beta	Standard deviation
Russell Inv Global Infrastructure A	1.13%	2.58%	0.44	0.91	17.45%
US Fund Infrastructure	0.91%	4.97%	0.18	0.86	16.49%

An actively managed multi-manager portfolio should help mitigate single manager risk, in addition to providing access to the rich source of potential active management opportunities that infrastructure allows, including balanced sector exposures, alpha generation potential and prudent risk management.

Source: Morningstar Direct, S&P. Data as at 30 June 2023. Peer group is Morningstar category US Fund Infrastructure, with Oldest Share Class used as representative class. Calculation index is S&P Global Infrastructure NR USD. All data denoted in USD. Past performance is no guarantee of future results.

Biography



Masters of Public Administration,
London School of Economics and
Political Science

Postgraduate Diploma – Finance,
Massey University

Bachelor of Business Studies,
Massey University

Scott O’Ryan

Business Development Manager, Adviser and Intermediary Sales

Scott is based in the Auckland office. He is part of the team that is responsible for growing Russell Investments’ profile within the financial advisory and wealth management sector.

Prior to joining Russell Investments in 2020, Scott worked at Morningstar, where he held senior roles in the Client Solutions team and was involved in delivering data and research to advisory and institutional clients. Prior to returning to New Zealand in 2019, O’Ryan held a variety of roles within Morningstar’s Data and Research teams in the United Kingdom.

Scott is a graduate of Massey University (2010, 2011), holding a degree in Business Studies and a postgraduate diploma in Finance. He has also completed a Masters in Public Administration at the London School of Economics (2017).



Connect with Scott on LinkedIn

Biography



Bachelor of Commerce, Victoria
University of Wellington

Falesha Kidd

Business Development Associate

Falesha is also based in the Auckland office and part of the team that is responsible for growing Russell Investments' profile within the financial advisory and wealth management sector, mainly through distributing the firm's range of multi-manager and directly managed funds.

Prior to joining Russell Investments in 2023, Falesha worked as a Client Relationship Manager for Syndex, dealing with some of New Zealand's largest private market issuers and investors.



Connect with Falesha on LinkedIn

For more information

Call Russell Investments at +09 357 6633 or visit russellinvestments.co.nz

Important Information

This Report/Presentation is provided by Russell Investment Group Ltd (Russell Investments) in good faith and is designed as a summary to accompany the Product Disclosure Statement for the Russell Investment Funds (Scheme). Product Disclosure Statements for the Scheme are available from Russell Investments, or the issuer, FundRock NZ Limited (FundRock), and on <https://disclose-register.companiesoffice.govt.nz/>. The information contained in this Report/Presentation is not an offer of units in the funds offered within the Scheme or a proposal or an invitation to make an offer to sell, or a recommendation to subscribe for or purchase, any units in the funds. If you are making an investment directly then you will be required to complete the application form, which can be obtained from FundRock. The information and any opinions in this Report/Presentation are based on sources that Russell Investments believes are reliable and accurate. Russell Investments, its directors, officers and employees make no representations or warranties of any kind as to the accuracy or completeness of the information contained in this fact sheet and disclaim liability for any loss, damage, cost or expense that may arise from any reliance on the information or any opinions, conclusions or recommendations contained in it, whether that loss or damage is caused by any fault or negligence on the part of Russell Investments, or otherwise, except for any statutory liability which cannot be excluded. All opinions reflect Russell Investments' judgment on the date of this Report/Presentation and are subject to change without notice. This disclaimer extends to FundRock, and any entity that may distribute this publication. The information in this Report/Presentation is not intended to be financial advice for the purposes of the Financial Markets Conduct Act 2013 as amended by the Financial Services Legislation Amendment Act 2019. In particular, in preparing this document, Russell Investments did not take into account the investment objectives, financial situation and particular needs of any particular person. Professional investment advice from an appropriately qualified adviser should be taken before making any investment. Past performance is not necessarily indicative of future performance, unit prices may go down as well as up and an investor in the fund may not recover the full amount the capital that they invest. No part of this document may be reproduced without the permission of Russell Investments or FundRock. FundRock is the issuer and manager of the Scheme and Russell Investments is the investment manager.

The S&P Global Infrastructure Index – NZDH (“Index”) is a product of S&P Dow Jones Indices LLC and/or its affiliates and has been licensed for use by Russell Investments. Copyright © 2023 S&P Dow Jones Indices LLC, a division of S&P Global, Inc., and/or its affiliates. All rights reserved. Redistribution or reproduction in whole or in part are prohibited without written permission of S&P Dow Jones Indices LLC. For more information on any of S&P Dow Jones Indices LLC's indices please visit www.spdji.com. S&P® is a registered trademark of S&P Global and Dow Jones® is a registered trademark of Dow Jones Trademark Holdings LLC. Neither S&P Dow Jones Indices LLC, Dow Jones Trademark Holdings LLC, their affiliates nor their third party licensors make any representation or warranty, express or implied, as to the ability of any index to accurately represent the asset class or market sector that it purports to represent and neither S&P Dow Jones Indices LLC, Dow Jones Trademark Holdings LLC, their affiliates nor their third party licensors shall have any liability for any errors, omissions, or interruptions of any index or the data included therein.

Copyright © 2023 Russell Investments. All rights reserved. This information is proprietary and may not be reproduced, transferred, or distributed in any form without prior written permission from Russell Investments.